

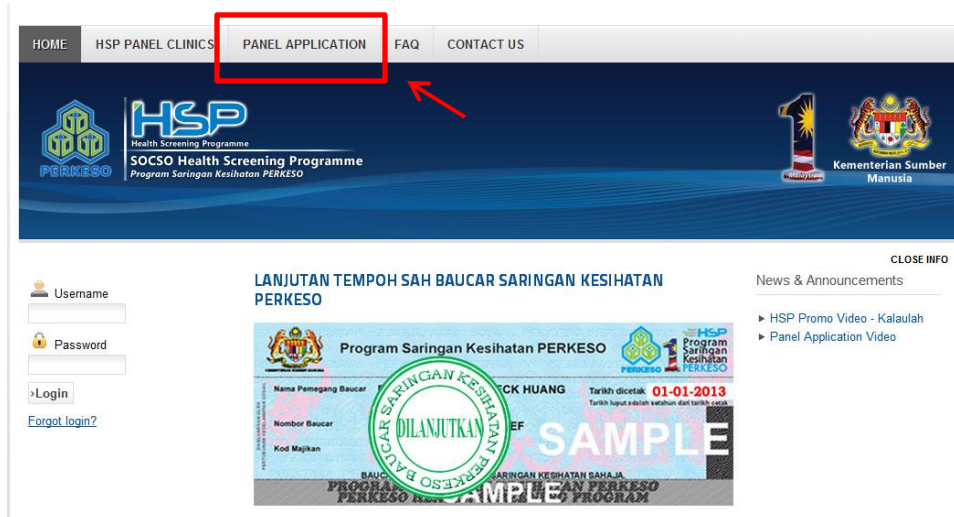
This document contains the basic User Manual for Panel Clinics on the usage of SOCSO's e-Health Application Technology (SeHAT)

SeHAT User Manual


(Registering as Panel Mammogram Service Centre)

1.0 Registering as a HSP Panel Mammogram Service Centre

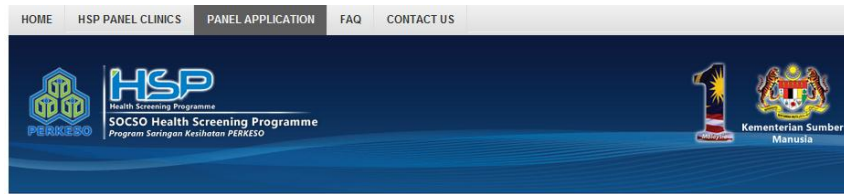
1. Launch your browser and type in the SeHAT portal address, sehat.perkeso.gov.my
2. You will see the following screen:



3. Click on 'Panel Application' and you will see the following screen;



4. Click on 'HSP Panel Mammogram Service Centre' and the portal will bring you to the registration site which looks like the screen below:



Becoming a HSP Service Provider - Mammogram (Online Registration)

Before registering to be a HSP Service Provider, please prepare the following information in order to ease your online registration process.

- **Email** - Your email address is important as the SeHAT portal will be sending you an activation email to authenticate your email address.
- **Centre Name**
- **License Number** according to Akta Perlesenan Tenaga Atom 1984
- **Address**
- **Telephone No.** - We will contact you from time to time through this number.
- **Fax No.** - If you have one
- **Website** - If you have one
- **Owner** - The owner of the centre
- **Name of the Pegawai Perlindungan Sinaran**
- **IC No. of the Pegawai Perlindungan Sinaran**
- **Qualification of the Pegawai Perlindungan Sinaran**
- **Email Address of the Pegawai Perlindungan Sinaran**
- **Contact Number of the Pegawai Perlindungan Sinaran**

We will also require the name of the administrator (penyelia), please provide the following:

5. Please read the instructions on the portal. The portal is now displaying the type of information which is needed for the registration process.
6. Once you have all those information, click on the **Register as panel now!** You will now see the online registration form which looks like the one below:

7. Fill in the details which were mentioned earlier in "Step 5".
8. Read the Terms and Conditions carefully. You will need to agree to the terms and condition and enter the security code (which you see in a blue box).
9. Click **"Submit"** and **check your email**. Email verification is sent to your email address which you provide in the registration form. You will need to **click on the verification link in that email**. (Email us if you did not receive the verification email.)

10. Upon clicking on the verification link, you have **successfully registered online**.
11. For **mammogram centre registration**, you are **required** to send us the **supporting documents** which includes;
 - a. **Atomic License, Akta Perlesenan Tenaga Atom 1984**
 - b. **Borang 4, Akta Kemudahan dan Perkhidmatan Jagaan Kesihatan Swasta 1998**

Via our email, hsp@perkeso.gov.my

12. You will now need to wait for SOCSO's approval which will be notified to you via email.